



# **Reporting Guidelines Dataflow 21 to 23: Regional cooperation, dialogue and recommendations**

**under Regulation (EU) 2018/1999 on Governance of the Energy Union  
and Climate Action  
Implementing Regulation 2022/2299  
Annex 21 to 23**

**Disclaimer: these draft guidelines have been distributed for information in the context of the 5 November 2024 meeting of Energy Union Committee – Working Group I & Climate Change Committee – Working Groups I, II & Adaptation. A final version of the guidelines is to follow.**

Disclaimer: The information and views set out in this publication are those of the author(s) and do not necessarily reflect the official opinion of the Commission. Neither the Commission nor any person acting on the Commission's behalf may be held responsible for the use which may be made of the information contained therein. The examples described in this document represent the views of the authors and are based on information gathered by the authors. The references used to develop these illustrative examples should always be considered as the most accurate and complete sources of information.

Prepared by the European Commission and European Environment Agency, with support from the European Topic Centre on Climate change Mitigation and Energy.

## CONTENTS

1.	Introduction .....	4
1.1.	This document .....	4
1.2.	Legal background .....	4
1.3.	Overall process of reporting .....	4
1.4.	Pre-filling, post-filling, pre-loading .....	5
1.4.1.	Colour-coding .....	5
1.4.2.	The process for pre-filling, pre-loading and post-filling of data .....	6
1.5.	Dynamic references to years .....	6
2.	ReportENER .....	7
2.1.	Intro .....	7
2.2.	Getting access to ReportENER .....	7
2.3.	Dataflow overview .....	7
2.4.	Report Details .....	9
2.5.	Organizing the reporting network .....	10
2.6.	Technical details of reporting .....	11
2.6.1.	Dataflow layout .....	11
2.6.2.	Report data collection with web forms .....	11
2.7.	Data export .....	15
2.7.1.	Single country data export .....	16
2.7.2.	Multiple countries data export .....	16
3.	Thematic guidelines for reporting .....	18
4.	Reporting information required under Art 16. Regional cooperation .....	18
4.1.	Annex XXI, Table 1: Reporting on information on the implementation of regional cooperation .....	18
4.1.1.	FIELD 1.1: Name of regional cooperation initiative with other Member States in implementing the objectives and policies .....	18
4.1.2.	FIELD 1.2: Relevant Union dimension(s) affected .....	19
4.1.3.	FIELD 1.3: Implementation period .....	20
4.1.4.	FIELD 1.4: Description .....	20
4.1.5.	FIELD 1.5: Member States involved .....	20
4.1.6.	FIELD 1.6: Expected contribution to implementing the objectives and policies .....	21
4.1.7.	FIELD 1.7: Progress towards regional cooperation .....	21

5.	Reporting information required under Art 17. Response to insufficient progress toward the Union's energy and climate objectives and targets .....	22
5.1.	Annex XXII, Table 1: Reporting on implementation of recommendations referred to in Article 32(1) or (2) of Regulation (EU) 2018/1999 .....	22
5.1.1.	FIELD 1.1: Recommendation .....	22
5.1.2.	FIELD 1.2: Category of recommendation .....	22
5.1.3.	FIELD 1.3: Policies and measures adopted or intended to be adopted and implemented, to address the recommendation ..	23
5.1.4.	FIELD 1.4: Detailed timetable for implementation.....	23
5.1.5.	FIELD 1.5: Reasons for not addressing the recommendation or a substantial part thereof.....	23
6.	Reporting information required under Art 18. Multilevel climate and energy dialogue .....	25
6.1.	Annex XXIII, Table 1: Progress in establishing multilevel climate and energy dialogue referred to in Article 11 of Regulation (EU) 2018/1999 .....	25
6.1.1.	FIELD 1.1: Details on multilevel climate and energy dialogue .....	25
6.1.2.	FIELD 1.2: Progress in establishing the multilevel climate and energy dialogue.....	25
7.	Finalizing reporting .....	26
7.1.	Validating your submission .....	26
7.2.	Resubmitting data.....	26
7.3.	Help during the reporting .....	28
8.	Quality assurance and quality control .....	28
	Annexes .....	29
9.	Roles in the NECPR reporting .....	29
9.1.	Member state roles .....	29
9.2.	Commission/EEA roles .....	32

## 1. INTRODUCTION

### 1.1. This document

From 2023, reporting on regional cooperation and the multilevel dialogue is part of the national energy and climate progress reports (Article 17) under Regulation (EU) 2018/1999 on the Governance of the Energy Union and Climate Action.

This document provides both technical and thematic guidance for the relevant reporting obligation and the use of the e-platform. The purpose of the guidelines is to support Member States in reporting this information by outlining:

- How to utilise the reporting platform
- Background information and examples for the information required,
  - *Technical guidelines* – facilitating how to report.
  - *Thematic guidelines* – facilitating what to report
- Information on finalising reporting,
- The quality checks carried out.

Ultimately, the goal is to improve the quality of the information reported by Member States and disseminated through the e-platform, by making it more timely, transparent, complete, consistent, comparable, coherent and accurate.

These reporting guidelines have been prepared by the European Commission, the EEA and its ETC/CME to provide guidance and support to the Member States for this transition to the new reporting obligation and reporting tool.

Some additional and background information is annexed to this document:

- Annex 1: reporting roles

### 1.2. Legal background

According to Article 17(1) of the [Regulation \(EU\) 2018/1999](#) (Governance Regulation), by 15 March 2023, and every two years thereafter, each Member State shall report to the Commission on the status of implementation of its integrated national energy and climate plan (NECP) by means of an integrated national energy and climate progress report (NECPR) covering all five dimensions of the Energy Union.

The recently adopted Commission [Implementing Regulation \(EU\) 2022/2299](#) ‘Laying down rules for the application of Regulation (EU) 2018/1999 of the European Parliament and of the Council as regards the structure, format, technical details and process for the integrated national energy and climate progress identifies all the reporting requirements within 23 Annexes.

### 1.3. Overall process of reporting

Each Member State shall submit their NECPR by 15 March 2023, and every two years thereafter.

The NECPR will be submitted through the e-platform established by the Commission<sup>1</sup>. Different elements of the progress reporting will be submitted through one of the following systems: Reportnet 3 and ReportENER.

This reporting obligation will be reported in ReportENER: <https://ec.europa.eu/energy-climate-plans-reporting/ePlatform/reportENER/screen/home>

## 1.4. Pre-filling, post-filling, pre-loading

### 1.4.1. Colour-coding

The Implementing Regulation uses colour-coding for the fields in each table. The below table indicates the meaning of the different colours.

Descriptive text (white/or light grey)	Text describing the purpose of the table / fields (not to be filled by MS)
N/A	Not applicable (not to be filled by MS)
To be filled in by MS	Information to be completed by MS: can be mandatory (if applicable/available) or voluntary
Pre-filling	<p>Information that is already provided by the MS to the Commission through another reporting exercise that finishes substantially before the deadline for the progress report, and if complete, fully covers the requirements of the NECPR, or that is determined by EU legislation. Therefore, MS will not submit the information again as part of the NECPR.</p> <p>Data cannot be altered in the progress reporting, but through the primary process established for the source data.</p> <p><b>ReportNet specific</b> Prefilled data will not appear directly in a reporting system, however, information on prefilled data will be accessible in the relevant export templates.</p>
Post-filling	<p>Information that is already provided by the MS to the Commission through another reporting exercise, ongoing in parallel to the progress reporting, and if complete, fully covers the requirements of the NECPR. Therefore, MS will not submit the information again as part of the NECPR.</p> <p>Data cannot be altered in the progress reporting, but through the primary process established for the source data.</p> <p><b>ReportNet specific</b> Post-filled data will not appear directly in a reporting system, however, information on where post-filled data is supposed to be provided will be visible in the relevant export templates. Once the QA/QC process is completed for the</p>

<sup>1</sup> Article 28 of the Regulation (EU)2018/1999 on the Governance of the Energy Union and the Climate change. E-platform available at: [Reporting system for EU countries | European Commission \(europa.eu\)](https://ec.europa.eu/energy-climate-plans-reporting/ePlatform/reportENER/screen/home).

	other reporting exercise, data will be stored and accessed together as one cohesive set of data.
Pre-loading	<p>Information that is already collected by the Commission from the past exercises or provided to the Commission through another source, but does not fully cover the requirements of the NECPR.</p> <p>Information can be pre-loaded in the relevant template.</p> <p>Data will be checked, completed and commented by the Member States, where applicable.</p> <p>Example: Policies and measures relevant to greenhouse gas emissions reported in 2021 pursuant to Article 18 of the Governance Regulation are already in the database of Reportnet 3, and reporters will be able to update them.</p>
Automatically calculated	Fields automatically calculated based on other fields.

#### 1.4.2. The process for pre-filling, pre-loading and post-filling of data

The dataflow described in this document does not include special data handling.

### 1.5. Dynamic references to years

Many tables in the annexes to the Implementing Regulation make dynamic references to years, which depend on the year of reporting.

The table below summarizes the dynamic references used in the annexes, and the years they refer to in the first two reporting exercises in 2023 and 2025.

Note: in the e-platform, the years themselves, rather than the dynamic references will be displayed.

**For the first reporting cycle in 2023, X-3 (i.e., 2020) reporting is not required but can be included by MS, where available and applicable.**

Dynamic reference	Respective year in first reporting (2023)	Respective year in second reporting (2025)
X	2023	2025
X-1	2022	2024
X-2	2021	2023
X-3	2020	2022
t	2025	2030
t+5	2030	2035
t+10	2035	2040
t+15	2040	2045
t+20	2045	2050
t+25	2050	2055

## 2. REPORTENER

### 2.1. Intro

The Governance Regulation specifies in Article 28 that the e-platform should be used for reporting on all dimensions of the Energy Union by Member States and the Commission, assisted by the European Environment Agency.

The e-platform consists of different elements, notably “ReportNet 3: and “ReportENER”. For the dataflows described in this document, ReportENER is used.



### 2.2. Getting access to ReportENER

ReportENER uses the EU Login account for user authentication. An EU Login account must be acquired prior to accessing ReportENER.

Please refer to the separate ReportENER account creation guideline for the process description.

NOTE: EU Login is associated with an e-mail. If the users uses different e-mail addresses and creates another EU Login account associated with the new e-mail, a new ReportENER request would need to be raised and all authorization privileges granted to the old account would not apply).

In such a case a user should update the e-mail associated with the EU Login account. ReportENER should detect e-mail change and adjust ReportENER user account after user confirmation for the changed e-mail.

### 2.3. Dataflow overview

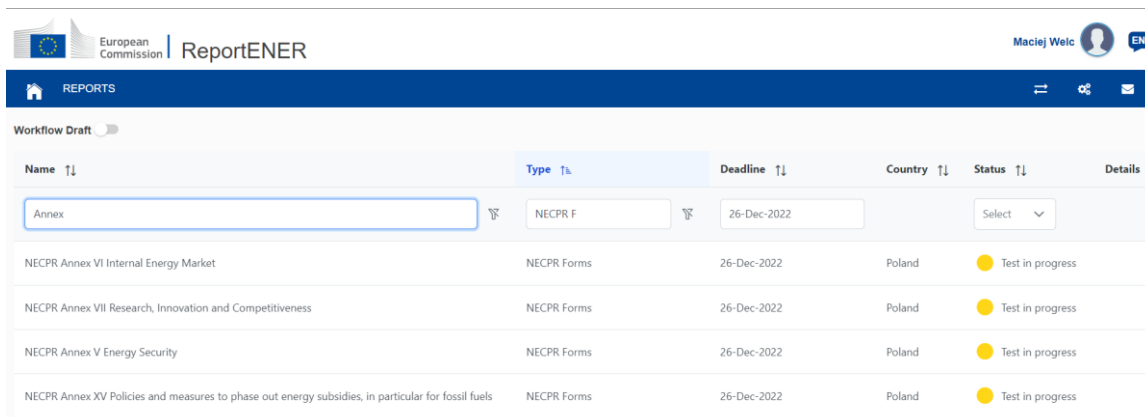
In ReportENER a dataflow represents a single occurrence of a reporting obligation (that may be repeating) for a specific Member State. The scope of information to be reported within a dataflow depends on how the reporting obligation is decomposed and configured. In the case of complex reporting there may be a reporting campaign that binds together and includes a set of sub-reports.

*Example: The NECPR is based on an implementing regulation that has 23 annexes that requires Member States to report every two years. ReportENER supports reporting for 11 of them and the dataflows are configured that way – 1 per annex. They are brought together in a reporting campaign that binds the 11 dataflows.*

The dataflows are listed under the “Reports” menu item and can be accessed by an authorized user when double clicking the name.

If there are too many reports visible, they can be filtered with use of obligation name, type or deadline.

*Example: 2023 NECPR dataflows are of the type “Energy & Climate Progress” with the deadline on 15 March 2023 and the name following the pattern “NECPR Annex ...”*



The screenshot shows the ReportENER interface. At the top, there is a navigation bar with the European Commission logo and the text 'ReportENER'. On the right, a user profile for 'Maciej Welc' is visible. Below the navigation bar, there is a 'REPORTS' section with a 'Workflow Draft' toggle. A search filter is applied to the 'Name' column with the value 'Annex'. The table below shows four dataflow entries, all with a deadline of '26-Dec-2022' and a status of 'Test in progress'.

Name	Type	Deadline	Country	Status	Details
NECPR Annex VI Internal Energy Market	NECPR Forms	26-Dec-2022	Poland	Test in progress	
NECPR Annex VII Research, Innovation and Competitiveness	NECPR Forms	26-Dec-2022	Poland	Test in progress	
NECPR Annex V Energy Security	NECPR Forms	26-Dec-2022	Poland	Test in progress	
NECPR Annex XIV Policies and measures to phase out energy subsidies, in particular for fossil fuels	NECPR Forms	26-Dec-2022	Poland	Test in progress	

The dataflow’s accessibility and editability depends on:

- the date<sup>1</sup> – there is a time window (e.g. a month) prior to the reporting obligation deadline when the report can be edited;
- the user authorization – a reporting obligation’s workflow configuration defines what user roles need to be granted to enable a user to view/edit a report;
- the workflow step (aka status) – a reporting obligation configuration’s workflow defines user role access level (e.g. read-only/write) for each status (e.g. user role may be authorized to edit a report in the DRAFT status but read-only in the IN REVIEW status)
- the sensitivity – to access reports containing Sensitive Non-Classified data, in addition to the user role defined in a workflow, the user needs to be a member of the group indicated in the reporting obligation configuration.

A campaign can also be accessed from the “Reports” menu. The dataflows can be also accessed from within a campaign where they are listed. In such a case the selected dataflow will be opened in a new browser tab for convenience.

*Example: 2023 NECPR Campaign is the report of the “Energy & Climate Progress” with the deadline on the March the 15<sup>th</sup> 2023 named “NECPR Campaign”*



## 2.4. Report Details

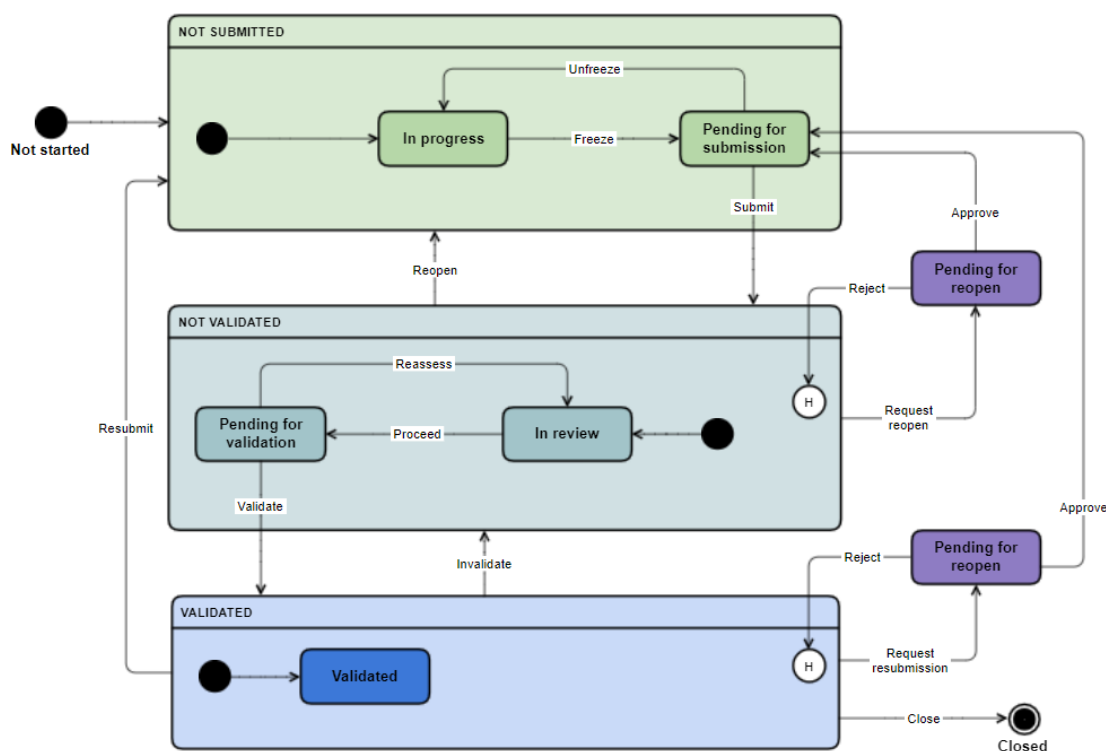
When the user accesses a dataflow then its reporting page is displayed. Its layout and details may differ between different reporting obligations. Nevertheless, it contains sections and elements that can be distinguished:

1. country selection that enables an authorized user to change the reporting context from one country to the another (see section 1.6),
2. reporting obligation information (e.g. type, deliverable status, deadline),
3. reporting participants and communication (e.g. comments),
4. report actions enabling user to fire workflow transitions (i.e. change status) or perform actions specific to current workflow step,
5. report data section customized for specific reporting obligation data collection (e.g. a file upload form, a web form, a table using a web form to be populated with records) – this is the place where reporters provide information to be reported.

## 2.5. Organizing the reporting network

Each dataflow is processed in accordance with a preconfigured workflow (which may be to some point customized for specific country work delegation needs – but can't be changed once report is started) and User Roles (to define workflow step read/write access level and user privileges) as requested by reporting obligation business manager.

*Example: User Roles and standard workflow for NECPR*



Workflow Role	Role Purpose	Required Request Approvals
MS Lead Reporter for Annex <annex number>	MS reporting participant who is authorized to submit a specific Annex report to EC	Either other Lead Reporter for Annex <annex number> from user's country or EC Coordinator
MS Supporting Reporter for Annex <annex number>	MS specific annex reporting participant who is not authorized to submit a report to EC	Either Lead Reporter for Annex <annex number> from user's country or EC Coordinator
MS Viewer for Annex <annex number>	User authorized to view a specific annex report	Either other Lead Reporter for Annex <annex number> from user's country or EC Coordinator
External Reviewer	External reviewer (e.g. consultant working on	EC Coordinator

	Commission’s behalf or auditor)	
EC Reviewer	EC subject matter expert performing assessment	EC Coordinator
EC Data Steward	NECPR data steward	EC Coordinator
EC Coordinator	NECPR processing coordinator	Business Manager
NECPR Admin	Support team member	Product Owner or Development Team Coordinator

## 2.6. Technical details of reporting

### 2.6.1. Dataflow layout

The reporting dataflow layout is composed with sections:

- 1) the dataflow information (e.g. deadline, link to underlying regulation),
- 2) the workflow transition comments (e.g. for submission or reopening)
- 3) the actions (e.g. to trigger workflow transition),
- 4) the report data (i.e. the content being reported).

If the user is authorized there is also the country selector that allows user to switch to the other country report for the same obligation and deadline.

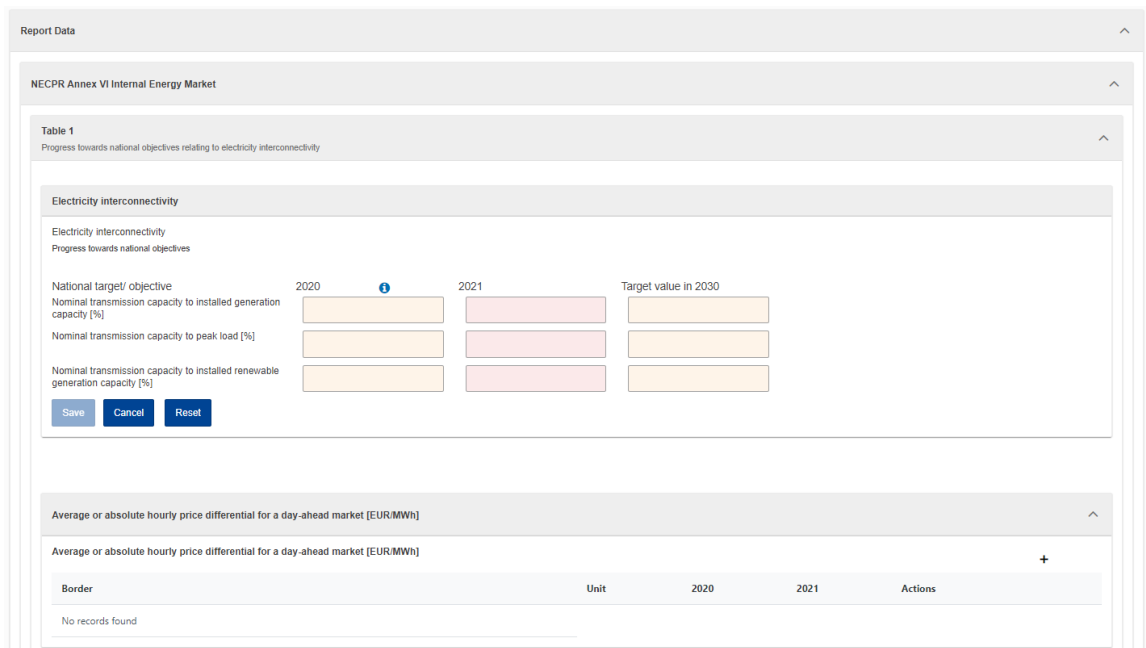
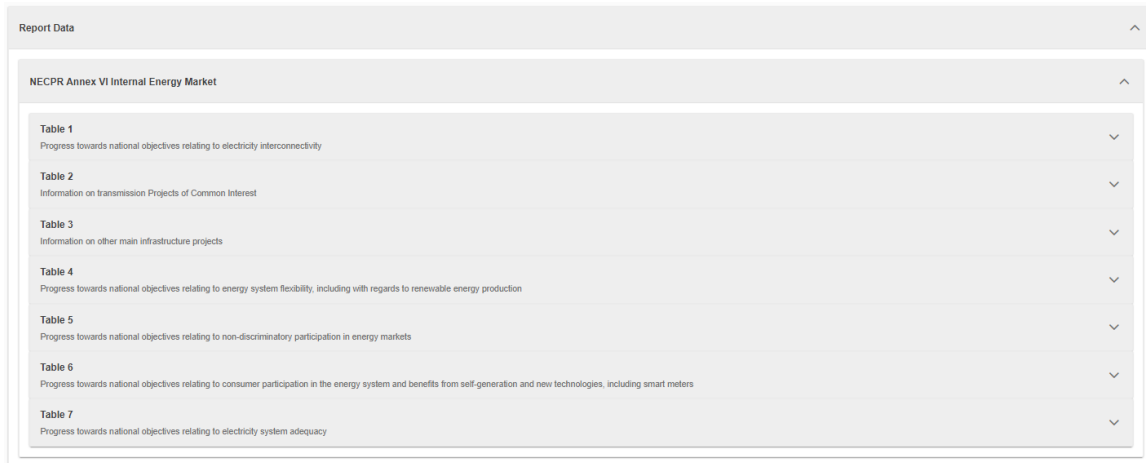
The screenshot displays the 'ReportENER' web application interface. At the top, there is a navigation bar with the European Commission logo and the text 'ReportENER'. Below this, a 'REPORTS' section is visible, with a dropdown menu set to 'Poland'. The main content area is titled 'REPORT DETAILS' and shows information for 'NECPR Annex VI Internal Energy Market'. The details include: Regulation (IMPL. REG. 2022/2599 ANNEX VI), Type (Energy & Climate Progress), Deadline (22/01/2023), Workflow (NECPR\_A06\_BTD), and Status (In progress). There are also sections for 'Comments', 'Actions' (with a 'FREEZE' button), and 'Report Data'.

### 2.6.2. Report data collection with web forms

#### 2.6.2.1. Report data section composition

The report data section can be composed with one or more reports. Each report include sections that aggregate one or more web forms.

*Example: The “NECPR Annex VI Internal Energy Market” consists of 7 sections. The “Table 1” section contains the “Electricity interconnectivity” form and “Average or absolute hourly price differential for a day-ahead market [EUR/MWh]” form table.*



### 2.6.2.2. Filling web form

Each web form is composed with form fields that are configured to be:

- 1) mandatory (with a red background) – a form can't be saved until all form's mandatory field values are provided,
- 2) requisite (with a yellow background) – a form doesn't require values to be provided for these fields, just indicate that they are expected to be provided (e.g. if available, applicable) from the reporting perspective,
- 3) optional (with a white background) – neither a form nor reporting require these field values.

Name \*

Description \*

Art. 22 relevance \*

Target Year \*

Status \*

Policies which drove setting the objective(where relevant)

Union policy \*

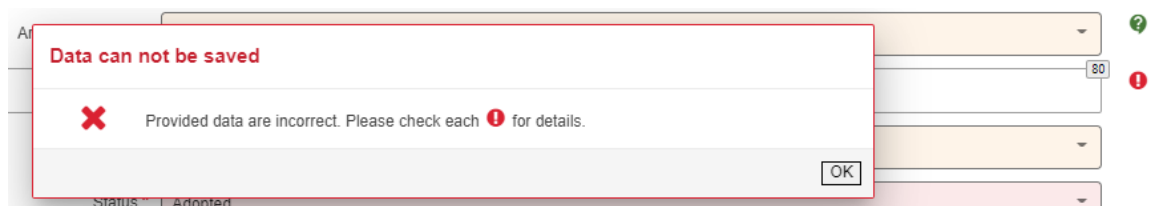
National policy

Entity responsible for achieving the objective \*

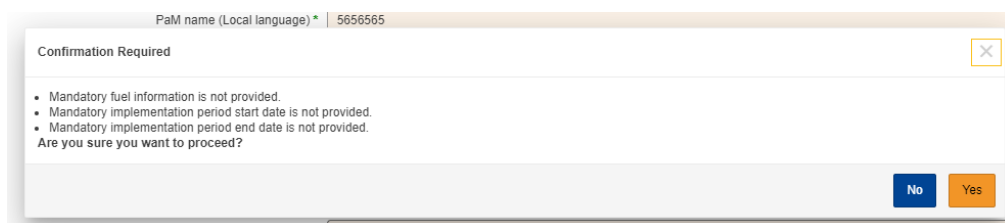
Energy sources and fuels covered \*

Furthermore a form may have custom validation rules. These can be:

- a) form validation rules – if violated (example: details not provided if “other” is selected) a form can’t be saved and the error message and icon is displayed.



- b) report validation rules – if violated (example: for instance to confirm requisite field is not applicable when not filled in) a user is asked for a confirmation before a form is saved.



### 2.6.2.3. Form table

A form table is a way that ReportENER collects multiple records for the same form. If the Add new record is requested the underlying form pops up. Once a form is saved a table row is added that can later be edited or removed.

National energy security targets/objectives					
Name	Entity Responsible	Target Year	Status	Sources and Fuels	Actions
Name1	Entity	2028	PLANNED	ELECTRICITY,GAS	

In some cases there can be a Master-Detail bond between form tables. In such a case Detail form table records represent information referring to a specific Master form table record. In such a case Detail form table header and content would refer to the selected (and highlighted) Master form table record.

*Example: The “National energy security targets/objectives” is a Master table form for the “... quantifiable indicator” and the “... non- quantifiable indicator” Detail table forms. Each Detail table forms has one entry corresponding to Master entry “Name1” and no entry corresponding to Master entry “Name2”.*

NOTE: to enter information in the Detail table forms, information should first be entered in the respective Master table form.

*Example: First “National energy security targets/objectives” should be entered in Master table form, before related “indicators can be added in the Detail table forms.*

National energy security targets/objectives					
Name	Entity Responsible	Target Year	Status	Sources and Fuels	Actions
Name1	Entity	2028	PLANNED	ELECTRICITY,GAS	
Name2	Entity		EXPIRED	NUCLEAR	

Name1 quantifiable indicator							
Indicator	Unit	2020	2021	2022	Target Value	Target Year	Actions
Indicator	Percentage					2024	

Name1 non-quantifiable indicator				
Indicator/Milestone	Description	Target year	Progress Status	Actions
Milestone 1.1	Milestone 1.1 description	2020	Ongoing	

National energy security targets/objectives					
Name	Entity Responsible	Target Year	Status	Sources and Fuels	Actions
Name1	Entity	2028	PLANNED	ELECTRICITY,GAS	
Name2	Entity		EXPIRED	NUCLEAR	

Name2 quantifiable indicator							
Indicator	Unit	2020	2021	2022	Target Value	Target Year	Actions
No records found							

Name2 non-quantifiable indicator				
Indicator/Milestone	Description	Target year	Progress Status	Actions
No records found				


## 2.7. Data export

Authorised users can export the current data status of the report to an Excel workbook at any time.

The data export function is available by either clicking on the Excel icon in the report list in the Details column for the report to be exported

Name ↑↓	Type ↑↓	Deadline ↑↓	Country ↑↓	Status ↑↓	Progress Info ↑↓	Details
<input type="text" value="necpr"/>		<input type="text" value="Deadline"/>		<input type="text"/>	<input type="text" value="Select"/>	
NECPR Annex VI Internal Energy Market	Energy & Climate Progress	15-Mar-2023	Estonia	<span style="color: yellow;">●</span> In review	SUBMITTED	
NECPR Annex XVIII Energy Poverty	Energy & Climate Progress	15-Mar-2023	Estonia	<span style="color: yellow;">●</span> In review	SUBMITTED	
NECPR Annex V Energy Security	Energy & Climate Progress	15-Mar-2023	Estonia	<span style="color: yellow;">●</span> In review	SUBMITTED	

or from the dataflow by clicking on the Excel icon in the header of the Report Data area.



When the campaign data export function is called, all data flows to which the calling user has access are included.

### 2.7.1. Single country data export

There are different data to be exported scope options available for single country:

#### Data Export Scope

Please select which country data should be included in the export file

Poland

Please select which data should be included in the export file

- Current state
- Latest submission
- Selected submission(s)

Cancel

Export

- current state – the AS IS data state at the moment of data dump is exported,
- latest submission – each time report is being (re)submitted its data snapshot is automatically generated; this option enables to include the latest saved snapshot into the data export scope,
- selected submission(s) – enables user to select not only the latest but also any of the snapshots reflecting previous submissions done by the specific country.

### 2.7.2. Multiple countries data export

When the export function is used by the user authorized to export multiple countries data then user is enabled to select which ones should be included.

#### Data Export Scope

Please select which country data should be included in the export file

Bulgaria, Croatia

- Unselect all
- Austria
- Belgium
- Bulgaria
- Croatia
- Cyprus
- Czechia
- Denmark
- Estonia
- Finland
- France
- Germany

Cancel

Export



The selected submission(s) option is not available in such a case (i.e. past submission are downloadable only when single country is selected).

#### Data Export Scope

Please select which country data should be included in the export file

Bulgaria, Croatia

Please select which data should be included in the export file

- Current state
- Latest submission
- Selected submission(s)

Cancel

Export

For the current state option user needs to decide whether each country data should be exported to a separate file or consolidated to as few files as possible (i.e. number of files would depend on how many workflows is in use for particular dataflow; in such a case there is going to be a one file per workflow that would include all countries the workflow is applied to).

Please select which data should be included in the export file

Current state

Please select which data should be included in the export file

- Separate export file per country
- Data export consolidated into single file per workflow

### 3. THEMATIC GUIDELINES FOR REPORTING

This section provides the step-by-step guidelines for reporting. This includes visual guide of **how and where** to report in ReportENER as well as information on the **purpose of reporting** and guidance on **what to report**. This is structured as follows:

- Purpose,
- Guidance (screenshot and data format included),
- Good examples (where available),
- Not recommended (where available),
- Level of obligation (Mandatory, Mandatory if applicable, Mandatory if available, Voluntary).

### 4. REPORTING INFORMATION REQUIRED UNDER ART 16. REGIONAL COOPERATION

#### 4.1. Annex XXI, Table 1: Reporting on information on the implementation of regional cooperation

The screenshot shows a webform titled "Implementation of Regional Cooperation Initiative". It contains several input fields, each with a red label and a character count in the top right corner:

- Initiative name:** Field 1.1, 80 characters.
- Relevant Union dimension(s) affected:** Field 1.2, 50 characters.
- Implementation period:** Field 1.3, 50 characters.
- Description:** Field 1.4, 3000 characters.
- Member States involved:** Field 1.5, 50 characters.
- Expected contribution to implementing the objectives and policies:** Field 1.6, 3000 characters.
- Progress towards regional cooperation:** Field 1.7, 400 characters.

At the bottom left, there are two buttons: "Add" and "Cancel".

Figure 1: webform for annex XXI table 1

#### 4.1.1. FIELD 1.1: Name of regional cooperation initiative with other Member States in implementing the objectives and policies

##### Purpose

Regional cooperation is key to ensuring the effective achievement of the objectives of the Energy Union in a cost-optimal manner. Regional cooperation in elaborating and finalising integrated national energy and climate plans as well as in their subsequent implementation should be essential to improving the effectiveness and efficiency of measures, in particular in fostering market integration and energy security. With the support of the Commission, Member States should get the opportunity to comment on other Member States' integrated national energy and climate plans before they are

finalised to avoid inconsistencies and potential negative impacts on other Member States and ensure that common objectives are met collectively.

Member States should take into consideration existing regional cooperation fora, such as the Baltic Energy Market Interconnection Plan (BEMIP), Central and South-Eastern Europe Connectivity (CESEC), Central-West Regional Energy Market (CWREM), the North Seas Countries' Offshore Grid Initiative (NSCOGI), the Penta lateral Energy Forum, Interconnections for South-West Europe and the Euro-Mediterranean Partnership. Member States are encouraged to envisage cooperation with signatories to the Energy Community, third-country members of the European Economic Area and, where appropriate, with other relevant third countries. Moreover, the Commission may, with a view to promoting market integration, cost-efficient policies, effective cooperation, partnerships and consultations, identify further opportunities for regional cooperation covering one or more of the five dimensions of the Energy Union, with a long-term vision and based on existing market conditions.

The purpose of this field is for the Member State to identify any regional cooperation initiative(s) with other Member States mobilized for elaborating NECPs or their updates, and to follow up the implementation of relevant chapters of the integrated national energy and climate plans.

#### **Guidance, including format of the data**

The Member State is to provide the name of the regional cooperation initiative with the other Member State(s) in implementing shared objectives and policies. If the name is not referring to an existing regional cooperation Member States are invited to indicate any relevant information related to this regional cooperation initiative in the description field.

Data format: text, max len 80.

#### **Level of obligation**

Mandatory, if applicable (i.e. if relevant regional cooperation initiative(s) have been used)

*4.1.2. FIELD 1.2: Relevant Union dimension(s) affected*

#### **Purpose**

The purpose of this field is for the Member State to indicate the Energy Union dimension(s) that are potentially affected by the regional cooperation initiative with other Member States.

#### **Guidance, including format of the data**

Member States have to select one or more of following: Decarbonisation - GHG emissions and removals; Decarbonisation - Renewable energy; Energy efficiency; Energy security; Internal energy market - Electricity interconnectivity; Internal energy market - Energy transmission infrastructure; Internal energy market - Market integration; Research, innovation and competitiveness; Phase out of energy subsidies.

Data format: text (drop-down).

#### **Level of obligation**

Mandatory, if applicable (refer to FIELD 1).

#### *4.1.3. FIELD 1.3: Implementation period*

##### **Purpose**

The purpose of this field is for the Member State to indicate the period of implementation to the regional cooperation initiative.

##### **Guidance, including format of the data**

Member States have to report the time period for the implementation of the initiative.

Data format: text, max len 120.

##### **Level of obligation**

Mandatory, if applicable (refer to FIELD 1).

#### *4.1.4. FIELD 1.4: Description*

##### **Purpose**

The purpose of this field is for the Member State to provide details of the initiative to explain how it support the preparation, finalisation or implementation of their integrated energy and climate plans, and ultimately, effective achievement of the objectives of the Energy Union in a cost-optimal manner.

##### **Guidance, including format of the data**

Member States should provide all relevant details on the initiative.

For example, the description should include how Member States cooperate at regional level, and, as appropriate, in regional cooperation fora, when implementing the relevant policies and measures of their integrated national energy and climate plans and may also envisage cooperation with signatories to the Energy Community and with third-country members of the European Economic Area.

Data format: text, max len 3000, lines 10.

##### **Level of obligation**

Mandatory, if applicable (refer to FIELD 1).

#### *4.1.5. FIELD 1.5: Member States involved*

##### **Purpose**

The purpose of this field is for the Member State to identify the Member States that are involved in the initiative. Member States have to cooperate with each other, taking account of all existing and potential forms of regional cooperation, to meet the objectives, targets and contributions and implement policies and measures set out in their integrated national energy and climate plan.

##### **Guidance, including format of the data**

Member State should provide the list of Member States or other States such as signatories to the Energy Community and third-country members of the European Economic Area participating in the regional cooperation initiative.

Data format: text, multiple selection.

#### **Level of obligation**

Mandatory, if applicable (refer to FIELD 1).

*4.1.6. FIELD 1.6: Expected contribution to implementing the objectives and policies*

#### **Purpose**

The purpose of this field is for the Member State to explain how the initiative support the implementation of the objectives of the Energy Union.

#### **Guidance, including format of the data**

Member State should provide observed or expected impact of the initiative on the implementation of relevant objectives and policies and measures.

Data format: text, max len 3000, lines 10.

#### **Level of obligation**

Mandatory, if applicable (refer to FIELD 1).

*4.1.7. FIELD 1.7: Progress towards regional cooperation*

#### **Purpose**

The purpose of this field is for the Member State to report on progress and fulfilment of the shared objectives defined by the Member States.

#### **Guidance, including format of the data**

Member States have to provide progress updates on their cooperation with each other, taking account of all existing and potential forms of regional cooperation, to meet the objectives, targets and contributions set out in their integrated national energy and climate plan.

Data format: text, max len 3000, lines 5.

#### **Level of obligation**

Mandatory, if applicable (refer to FIELD 1).

## 5. REPORTING INFORMATION REQUIRED UNDER ART 17. RESPONSE TO INSUFFICIENT PROGRESS TOWARD THE UNION'S ENERGY AND CLIMATE OBJECTIVES AND TARGETS

### Purpose

The purpose of this table is for the Member State to report on the implementation of the recommendations provided by the Commission to Member States if the Commission (a) concluded that insufficient progress is made by a Member State towards meeting its objectives, targets and contributions, its reference points for renewable energy, or implementing the policies and measures set out in its integrated national climate and energy plan, or (b) concludes that the Union is at risk of not meeting the objectives of the Energy Union and, in particular, for the first ten-year period, the targets of the Union's 2030 Framework for Climate and Energy.

**NOTE: this table is not part of the reporting due in 2023, as no recommendations referred to in Article 32(1) or (2) of Regulation (EU) 2018/1999 have been made prior to the reporting deadline.**

### 5.1. Annex XXII, Table 1: Reporting on implementation of recommendations referred to in Article 32(1) or (2) of Regulation (EU) 2018/1999

#### 5.1.1. FIELD 1.1: Recommendation

#### Guidance, including format of the data

In this field the Member State has to indicate the references of the recommendation of the Commission for which the implementation is being reported.

Member States have to report each single recommendation.

Data format: text.

#### Level of obligation

Mandatory, if applicable (i.e. if recommendations referred to in Article 32(1) or (2) of Regulation (EU) 2018/1999 have been made).

**As the Commission has not made recommendations referred to in Article 32(1) or (2) before 2023, this table is not included for the first reporting cycle in 2023.**

#### 5.1.2. FIELD 1.2: Category of recommendation

### Purpose

The purpose of this field is for the Member State to identify the category of recommendation provided by the Commission.

#### Guidance, including format of the data

Member State have to select from a list of categories provided in the electronic version of the tabular format.

Data format: text (drop-down)

**Level of obligation**

Mandatory, if applicable (refer to FIELD 1).

*5.1.3. FIELD 1.3: Policies and measures adopted or intended to be adopted and implemented, to address the recommendation*

**Purpose**

Where the Commission has issued recommendations pursuant to Article 32(1) or (2), the Member State concerned needs to include in its integrated national energy and climate progress report information on the policies and measures adopted, or intended to be adopted and implemented, to address those recommendations.

**Guidance, including format of the data**

Member States have to describe here the policies and measures relevant to address the recommendation.

To keep the text concise, Member States are recommended to (1) make cross-references to policies and measures as reported under Annex IX of the Implementing Regulation and (2) provide a qualitative description how these policies and measures will address the recommendation.

Data format: text.

**Level of obligation**

Mandatory, if applicable (refer to FIELD 1).

*5.1.4. FIELD 1.4: Detailed timetable for implementation*

**Purpose**

The purpose of this field is for the Member State to ensure time-bound implementation of recommendations, as well as a defined action plan for successful implementation.

**Guidance, including format of the data**

Where applicable, such information needs to include a detailed timetable for implementation.

Data format: text.

**Level of obligation**

Mandatory, if applicable (refer to FIELD 1).

*5.1.5. FIELD 1.5: Reasons for not addressing the recommendation or a substantial part thereof*

**Purpose**

The purpose of this field is for the Member State to ensure that the implementation of the recommendations reflect the objective of the Commission's original recommendation.

**Guidance, including format of the data**

If the Member State decides not to address a recommendation or substantial part thereof, they are required to justify their reasoning.

Data format: text.

**Level of obligation**

Mandatory, if applicable (refer to FIELD 1.1).



## 6. REPORTING INFORMATION REQUIRED UNDER ART 18. MULTILEVEL CLIMATE AND ENERGY DIALOGUE

### 6.1. Annex XXIII, Table 1: Progress in establishing multilevel climate and energy dialogue referred to in Article 11 of Regulation (EU) 2018/1999

The screenshot shows a webform interface for reporting data. At the top, there is a 'Report Data' header. Below it, the title reads 'NECPR Annex XXIII Reporting on multilevel climate and energy dialogue referred to in Article 11 of R'. The main section is titled 'Table 1' with the subtitle 'Progress in establishing multilevel climate and energy dialogue referred to in Article 11 of Regulation (EU) 2018/1999'. Underneath, there is a sub-section 'Multilevel dialogue' with the same subtitle. The form contains two text input fields. The first field is labeled 'Details on multilevel climate and energy dialogue' and contains the red text '1.1'. To its right is a character count '3600' and a green help icon. The second field is labeled 'Progress in establishing the multilevel climate and energy dialogue' and contains the red text '1.2'. To its right is another character count '3600'. At the bottom of the form are three buttons: 'Save', 'Cancel', and 'Reset'.

Figure 2: webform for Annex XXIII table 1

#### 6.1.1. FIELD 1.1: Details on multilevel climate and energy dialogue

##### Purpose

The purpose of this field is for the Member State to provide information on the multilevel climate and energy dialogue established pursuant to national rules, in which local authorities, civil society organisations, business community, investors and other relevant stakeholders and the general public are able actively to engage and discuss the different scenarios envisaged for energy and climate policies, including for the long term, and review progress

##### Guidance, including format of the data

Member States have to provide details on the multilevel climate and energy dialogue.

Data format: text, max len 3600, lines 15.

##### Level of obligation

Mandatory.

#### 6.1.2. FIELD 1.2: Progress in establishing the multilevel climate and energy dialogue

##### Purpose

Member states are required to report progress on the multilevel climate and energy dialogue.

### **Guidance, including format of the data**

Member states have to report their progress in establishing and implementing the multilevel climate and energy dialogue since the adoption of their NECP. If Member States already had a structure, which serves the same purpose, they shall report on how this has been used to establish the dialogue under Article 11.

Data format: text, max len 3600, lines 15.

### **Level of obligation**

Mandatory, if applicable (if the member states have established a multilateral climate and energy dialogue referred to in Article 11 of Regulation (EU) 2018/1999).

## **7. FINALIZING REPORTING**

### **7.1. Validating your submission**

When filling in and saving the data, ReportENER performs a number of checks on the dataflow. In case of issues with the reported information, depending on the severity of the issue, you will either receive a warning message or saving is blocked until the issue is resolved (for more details see section X above).

Once the dataflow is fully filled in, lead reporters and/or reporters are able to “freeze” the dataflow, indicating that it is ready for validation by the lead reporters.

Lead reporters are then able to submit the “frozen “ dataflows to the Commission. Please align with the other lead reporter(s) prior to submitting your data. Once submitted an e-mail notification will be sent to all workflow participants, with a timestamped proof of submission.

### **7.2. Resubmitting data**

In case of need, lead reporters can request to reopen a certain dataflow, to revert it back to “not submitted” state.



The screenshot shows a user interface element titled "Actions". Below the title is a text input field with the placeholder text "Comment for transition actions". The input field contains the text "Reopen request justification comment". Below the input field is a yellow button with the text "REQUEST REOPEN".

In addition, the Commission can reopen a dataflow following a request for clarification.



**Data can be submitted multiple times.** In each occasion the data will be saved. However please note that for later use **the Commission will always take the latest version** of the submitted data.

### 7.3. Help during the reporting

If you need support please contact:

- For general questions about NECPR reporting: [EC-NECP-REPORTING@ec.europa.eu](mailto:EC-NECP-REPORTING@ec.europa.eu)
- For questions on substance on dataflows reported in ReportNet 3: [govreg@eea.europa.eu](mailto:govreg@eea.europa.eu)
- For questions on substance on dataflows reported in ReportENER: [EC-NECP-REPORTING@ec.europa.eu](mailto:EC-NECP-REPORTING@ec.europa.eu)
- For technical support for ReportNet 3: [helpdesk@reportnet.europa.eu](mailto:helpdesk@reportnet.europa.eu)
- For technical support for ReportENER: [EC-E-PLATFORM-IT-SUPPORT@ec.europa.eu](mailto:EC-E-PLATFORM-IT-SUPPORT@ec.europa.eu)
- For technical support on EU Login: [Help \(europa.eu\)](https://help.europa.eu)

### 8. QUALITY ASSURANCE AND QUALITY CONTROL

To be added in March update

## ANNEXES

### Annex 1: reporting roles

#### 9. ROLES IN THE NECPR REPORTING

This document discusses the different roles envisioned in the technical implementation of the NECPR reporting.

##### 9.1. Member state roles

- Lead reporter (2 per dataflow)
- Reporter

Function	Lead reporter
<b>Overall aim of the function</b>	The lead reporter is responsible for ensuring the complete and timely reporting of (a) data flow(s)
<b>Role/ responsibilities</b>	<ul style="list-style-type: none"> <li>• Responsible for validating and submitting completed data flows.</li> <li>• Coordinate the reporting exercise from a substantive perspective, following up overall completion and assigning the necessary reporters.               <ul style="list-style-type: none"> <li>○ Acts as distribution point of relevant developments/information related to reporting to the necessary reporters.</li> <li>○ Responsible for all reporters in their dataflow(s): that they are coordinated and updated on timelines, key meetings, processes (etc.).</li> </ul> </li> <li>• Key contact for Commission/EEA with regard to substantive issues of reporting.</li> </ul>
<b>Competencies</b>	<ul style="list-style-type: none"> <li>• Expertise of thematic area of relevant dataflow(s)</li> <li>• Knowledge/coordination of supporting reporters and relevant supporting ministry/ministries               <ul style="list-style-type: none"> <li>○ To be able to disseminate information related to the relevant dataflow(s)</li> </ul> </li> <li>• Understanding of the reporting system (ReportNet and/or ReportENER) for relevant dataflow(s) following guidance and training:               <ul style="list-style-type: none"> <li>○ Ability to assign reporters</li> <li>○ Ability to validate and release/submit data when completed</li> </ul> </li> </ul>
<b>Interfaces to</b>	<ul style="list-style-type: none"> <li>• Data stewards, regarding thematic reporting queries</li> <li>• Data custodians, regarding technical reporting queries</li> <li>• Other lead reporters, for coordination and to ensure the overall reporting obligations of the Member State is accomplished</li> <li>• Reporters, where assigned by lead reporter</li> </ul>
<b>Note</b>	Lead reporters + back-ups for each data flow are nominated initially by mail through the Permanent Representation (November 2022).

	<p>A lead reporter should be assigned for each individual data flow, however a lead reporter can be responsible for multiple or even all data flows for the NECPR.</p> <p>Changes can only be requested by e-mail by the relevant lead reporter(s) or Permanent Representation to the relevant data steward. The data steward must inform the Assessment Coordinator and relevant reporting system coordinator (Reportnet or ReportENER).</p> <p>Contact for changes: (for dataflows in ReportNet) <a href="mailto:govreg@eea.europa.eu">govreg@eea.europa.eu</a> (for dataflows in ReportENER) <a href="mailto:EC-E-PLATFORM-IT-SUPPORT@ec.europa.eu">EC-E-PLATFORM-IT-SUPPORT@ec.europa.eu</a></p>
--	--

<b>Function</b>	<b>Reporter</b>
<b>Overall aim of the function</b>	The reporter is responsible for contributing to complete and timely reporting of (a) data flow(s)
<b>Role/ responsibilities</b>	<ul style="list-style-type: none"> <li>• Contributing to complete and timely reporting of (a) data flow(s). A reporter cannot submit completed data flows.</li> </ul>
<b>Competencies</b>	<ul style="list-style-type: none"> <li>• Expertise of thematic area of relevant dataflow(s)</li> <li>• Understanding of the reporting system (ReportNet and/or ReportENER) for relevant dataflow(s) following guidance and training</li> </ul>
<b>Interfaces to</b>	<ul style="list-style-type: none"> <li>• Lead reporter</li> </ul>
<b>Note</b>	<p>A reporter is assigned to an individual dataflow by the relevant lead reporter (can be assigned to multiple dataflows). It is not required to officially nominate a reporter to a data flow (given that a lead reporter is nominated)</p> <p>For ReportENER: lead reporters can request changes to the reporters by e-mail: <a href="mailto:EC-E-PLATFORM-IT-SUPPORT@ec.europa.eu">EC-E-PLATFORM-IT-SUPPORT@ec.europa.eu</a></p>

## **9.2. Commission/EEA roles**

- Assessment coordinator
- ReportNet coordinator
- ReportENER coordinator
- Data steward



<b>Function</b>	<b>Assessment coordinator</b>
<b>Overall aim of the function</b>	The assessment coordinator is responsible for the management of the overall process on the business/policy side, keeping track of the fulfilment of the other Commission/EEA roles, in particular data stewards & associated reviewers at COM side.
<b>Role/ responsibilities</b>	<ul style="list-style-type: none"> <li>• Establishes and manages the business processes for the overall assessment</li> <li>• Manages the meetings of the technical implementation group &amp; ISG</li> <li>• Keeps track of the fulfilment and assignment of process roles</li> <li>• If needed, escalates issues to the management level</li> </ul>
<b>Competencies</b>	
<b>Interfaces to</b>	<ul style="list-style-type: none"> <li>• All core team coordinators</li> <li>• All COM associated reviewers</li> </ul>

<b>Function</b>	<b>ReportNet coordinator</b>
<b>Overall aim of the function</b>	The ReportNet coordinator is responsible for ensuring the technical implementation of the NECPR modules implemented through ReportNet, including relations with data stewards & data custodians on the EEA side
<b>Role/ responsibilities</b>	<p><b>NECPR management</b></p> <ul style="list-style-type: none"> <li>• Manages the technical implementation of the NECPR modules implemented through ReportNet</li> <li>• Coordinates with data stewards and custodians on ReportNet dataflows, ensuring where possible a consistency of approach</li> <li>• Coordinates internal business management approaches across dataflows, establishing common timelines and where necessary resource management.</li> </ul> <p><b>Stakeholder relations</b></p> <ul style="list-style-type: none"> <li>• Maintains institutional stakeholder relations (EC, EEA, Eurostat, JRC ...) as main contact point <ul style="list-style-type: none"> <li>○ Ensures regular updates on progress are shared with relevant experts (coordinators, data stewards/custodians, other relevant internal stakeholders)</li> </ul> </li> </ul>
<b>Competencies</b>	<ul style="list-style-type: none"> <li>• Overview of key developments/challenges faced within ReportNet (per dataflow)</li> <li>• In-depth understanding of dataflow management processes</li> <li>• High-level technical and thematic data collection knowledge</li> </ul>

<b>Interfaces to</b>	<ul style="list-style-type: none"> <li>• All core team coordinators</li> <li>• All ReportNet data stewards and custodians</li> <li>• Where relevant, additional institutional stakeholders (EC, EEA, Eurostat, JRC ...)</li> <li>• Where relevant, data providers</li> </ul>
----------------------	--

<b>Function</b>	<b>ReportENER coordinator</b>
<b>Overall aim of the function</b>	The ReportENER coordinator is responsible for ensuring the technical implementation of the NECPR modules implemented through ReportENER, including relations with data stewards & data custodians on the COM side
<b>Role/ responsibilities</b>	<ul style="list-style-type: none"> <li>• Manages the technical implementation of the NECPR modules implemented through ReportENER.</li> <li>• Coordinates with data stewards and custodians on the relevant ReportENER dataflows.</li> <li>• Cooperates internally to align reportENER development plans and resources with NECPR modules implementation needs, escalates to Management if necessary.</li> </ul> <p><b>Stakeholder relations</b></p> <ul style="list-style-type: none"> <li>• Maintains institutional stakeholder relations (EC, EEA, Eurostat, JRC ...) as main contact point. <ul style="list-style-type: none"> <li>○ Ensures regular updates on progress are shared with relevant experts (coordinators, data stewards/custodians, other relevant internal stakeholders).</li> </ul> </li> </ul>
<b>Competencies</b>	<ul style="list-style-type: none"> <li>• Project management</li> <li>• Stakeholder relationship management</li> <li>• High-level technical and thematic data collection knowledge</li> </ul>
<b>Interfaces to</b>	<ul style="list-style-type: none"> <li>• All core team coordinators</li> <li>• ReportENER data steward, custodian and internal stakeholders (e.g. Product Owner, development team)</li> </ul>

<b>Function</b>	<b>Data Steward</b>
<b>Overall aim of the function</b>	Data Stewards are overall responsible for a data collection or dataflow, ensuring compliance with legislation and/or institutional regulations, interfaces to reporters, relevant coordinator and data users, ensures quality procedures are in place.

<p><b>Role/ responsibilities</b></p>	<p><b>Dataflow management</b></p> <ul style="list-style-type: none"> <li>• Establishes and manages the business processes to ensure their dataflow is operational for data collection, data processing/validation and data dissemination.</li> <li>• Ensures a project plan for their relevant dataflow and permanent quality improvement - the what, when, who, how and resources.</li> <li>• Translate requirements to different expert groups (data custodian, analyst, communication).</li> <li>• Coordinates with data custodian on technology improvements impacting data flow.</li> <li>• Coordinate with main data users.</li> <li>• Where necessary ensures that data collected is made visible/accessible.</li> </ul> <p><b>Stakeholder relations</b></p> <ul style="list-style-type: none"> <li>• Works with relevant coordinator to maintain institutional stakeholder relationships (EC, EEA, Eurostat, JRC ...).</li> <li>• Directly maintains stakeholder relationships with data providers/reporters at national level.</li> <li>• Manages the assignment of reporters' rights to the relevant dataflow, after (re)-nomination.</li> <li>• Monitoring reporting status (and initial follow up if there are reporting delays/issues)</li> </ul>
<p><b>Competencies</b></p>	<ul style="list-style-type: none"> <li>• Has in-depth thematic knowledge of the data collection <ul style="list-style-type: none"> <li>○ Understands the data from a content point of view.</li> <li>○ Understands the data collection methodology.</li> <li>○ Understands how this data can be used and not used.</li> </ul> </li> <li>• General understanding of ICT relevant for monitoring, data handling and reporting practices e.g. quality control, data formats (spatial, textual, tabular), and data sharing.</li> </ul>
<p><b>Interfaces to</b></p>	<ul style="list-style-type: none"> <li>• Core group institutional stakeholders (Commission, EEA, Eurostat, JRC ...) with/via relevant coordinator.</li> <li>• Implementation group thematic colleagues internally or externally (Commission, EEA, Eurostat, JRC ...) directly.</li> <li>• Relevant data custodian(s)</li> <li>• Reporters/data providers</li> <li>• Other final users of the data</li> </ul>